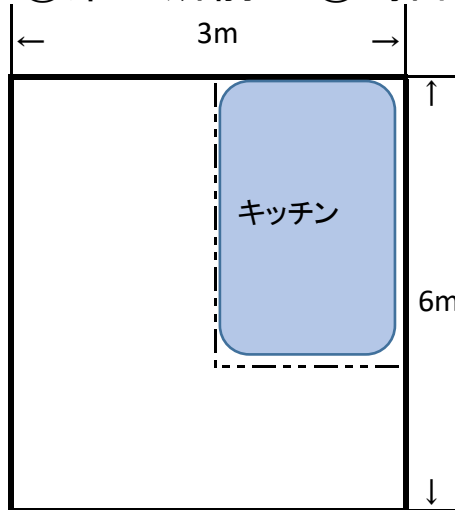


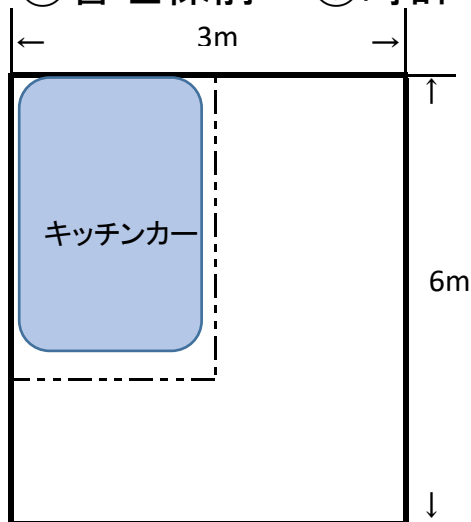
①案内所前・④時計塔南2 (参考図)



$$W: 3\text{m} \times D: 6\text{m} = 18\text{m}^2$$

H : 2m50cm


②管理棟前・③時計塔南1 (参考図)



$$W: 3\text{m} \times D: 6\text{m} = 18\text{m}^2$$

H : 2m50cm

③藤棚東側 (参考図)



$$W: 2\text{m} \times D: 4\text{m} = 8\text{m}^2$$

H : 2m

合計 80m²