


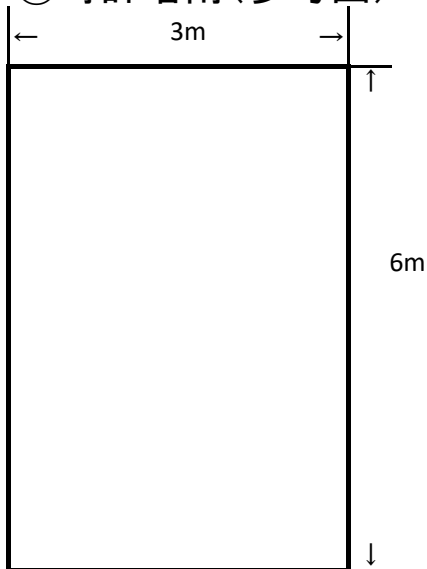
①管理棟前(参考図)



W: $3\text{m} \times \text{D: } 6\text{m} = 18\text{m}^2$

H : 2m50cm


②時計塔南(参考図)



W: $3\text{m} \times \text{D: } 6\text{m} = 18\text{m}^2$

H : 2m50cm

③藤棚東側



W: $2\text{m} \times \text{D: } 4\text{m} = 8\text{m}^2$

H : 2m

合計 38 m^2